



**Andrew Hill, Environmental  
Protection and Community  
Safety Manager**

**&**

**Cliff Owens, Community  
Safety Officer**



## **The Aim of this Presentation is to Provide you with an Understanding of: -**

- ❑ The Community Safety Partnership Vision
- ❑ How it Operates?
- ❑ How it's Funded?
- ❑ What it Delivers?
- ❑ An Overview of Crime Figures



## **The CSP Vision is: -**

To continue to ensure that West Lancashire remains one of the safest Boroughs in the Country to live, work and visit.



## How does the CSP Operate?

- Quarterly, monthly and weekly groups
- Allows us to identify trends and individuals and work together to reduce crime



## Summary of Finance

- ❑ £5,000 from WLBC
  
- ❑ £4,760 from Estate Management team and CSP
  
- ❑ £16,725 from Police and Crime Commissioner
  
- Total £26,485



## 9 Projects Delivered



- ❑ Bright Sparx Action Plan - £4,500
- ❑ Welcome Week Action Plan - £2,000
- ❑ 12 Community Action Days - £4,860
- ❑ Motorcycle Nuisance DNA kits - £1,000
- ❑ Knife Wands - £725
- ❑ Community Engagement Bus - £2,000
- ❑ Street Games Pilot - £2,400
- ❑ Sexting Short Film (Captured) - £8000
- ❑ Crossing the Line Materials - £1,000



# Domestic Abuse Funding Bids



- ❑ Since 2017 - the C.S.T. have secured £360,000 in Government funding for Domestic Abuse Services in WL
- ❑ With the Liberty Centre, we assisted the development of two Lancashire bid's to the Government in 2017 and 2018 - totalling 2.7 million
- ❑ Two amounts of £100,000 were allocated to the Liberty Centre
- ❑ The 2018 funding will be used to develop a 'Move On' facility, with 3 self-contained flats
- ❑ The C.S.T. and Liberty Centre were also awarded £160,000 for the development of the Safe Teens Project



## Snapshot of Q3 Performance



- ❑ The Safe Teens Worker coordinates the project and is managed by the Liberty Centre
- ❑ The Safe Teens Worker Delivers Group Work to Schools on:-
  - Healthy & Unhealthy Relationships
  - Improving Self Esteem
  - Drop in clinics at schools are also provided
  - 1 to 1 direct work sessions are delivered when required
- ❑ The Sessions in Quarter 3 have been accessed by:-
  - 420 Young people including:-
    - 180 Teenage Boys
    - 240 Teenage Girls
- ❑ The project is funded up until March 2020 and will be evaluated





# The Bright Sparx Plan



Developed in response to an increase in ASB over the bonfire period and is delivered by a range of partners including:





# Community Engagement



- ❑ 691 people attended the excellent 2 day GO4IT Event at the Fire Station (This is an increase of 491 people compared with 2016).
- ❑ 1,850 students received Assembly Fire Safety talks from Fire and Rescue staff
- ❑ 234 people attended the Halloween Family Event - delivered by The Children and Family Wellbeing Service
- ❑ Hundreds of local residents used the skips during the 6 Community Action Days, with 138 tons of combustible materials removed.



## Key Outcomes



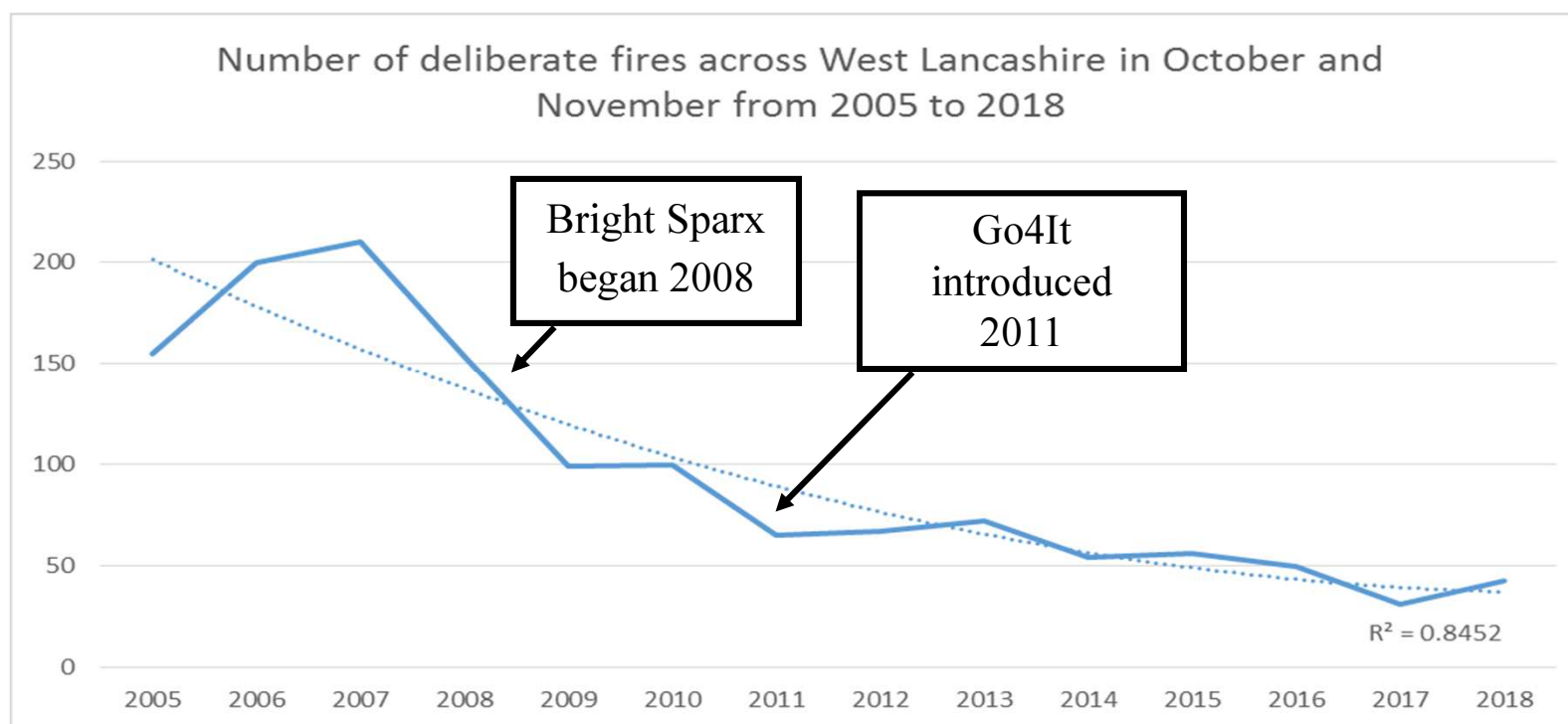
- Fire Crews responded to only 2 incidents on mischief night. Evidence that we are engaging the right kids and providing value for money.
- Compared with 2017 - The number of ASB incidents also decreased by 39% (-96) over the 3 week delivery period.
- Known trouble makers were targeted by the police prior to mischief night. This was backed up by a robust policing plan.
- The Council and Fire Service worked in partnership post-event to damp down and efficiently remove the remains of 20 bonfires.



# Deliberate Fires



The graph shows a 13 year snap shot of the Number of Deliberate Fires recorded for the months of October & November



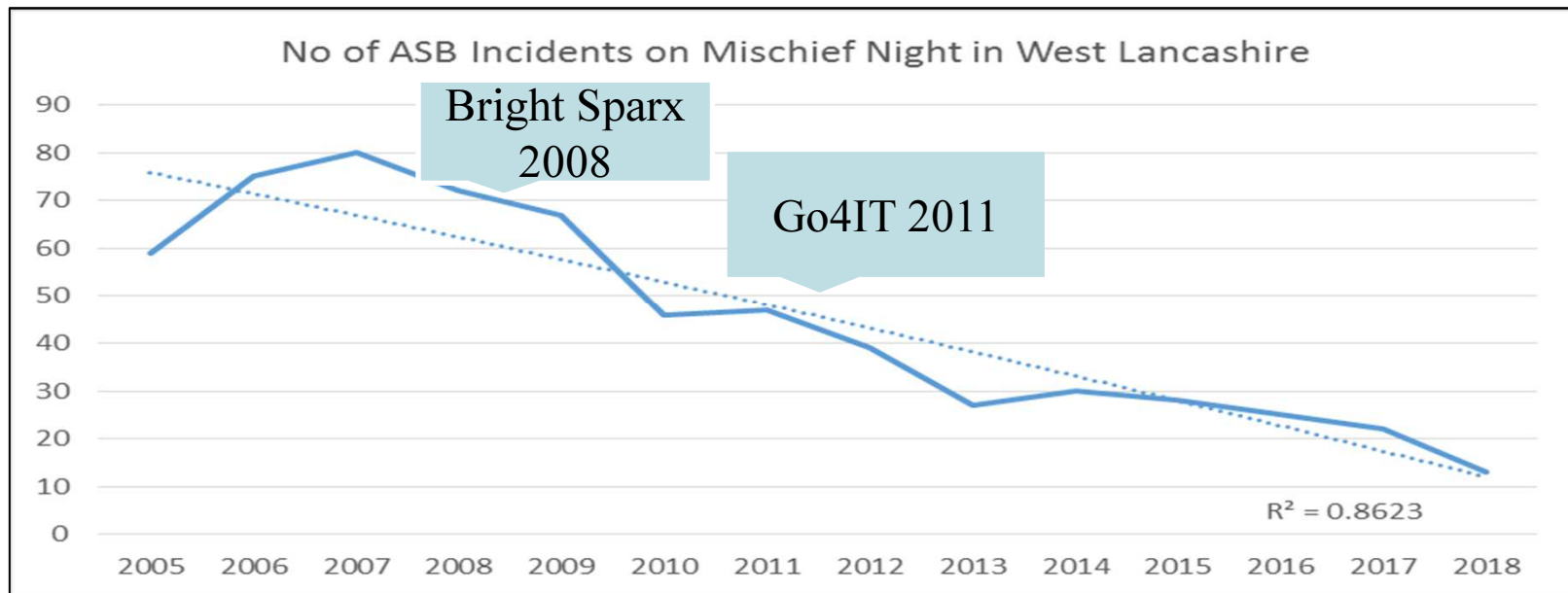
Since the introduction of Bright Sparx in 2008 and the Go4IT event in 2011 there were 150 less fires in 2018 compared with 2007. GV....



# ASB



The graph shows a 13 year snap shot of ASB recorded by the police for Mischief Night (30<sup>th</sup> Oct).



The trend line shows that since the introduction of BS & the Go4IT event 70% (-60) less ASB incidents were recorded in 2018 compared with 2007.



# Welcome Week(s)

- ❑ 4500 new students register
- ❑ 2000(+) on campus
- ❑ 2000 in Ormskirk (yrs 2&3)

Local priority for partners in relation to the potential for ASB

1<sup>st</sup> three weeks of term



# Opportunity

- Perfect opportunity to integrate students into the community and provide helpful advice for young adults away from home for 1<sup>st</sup> time.



# Highlights

- ❑ Information given on risk taking behaviour, crime and fire safety
- ❑ Police presence
- ❑ Staff visits
- ❑ 50 Activities / 7 Agencies
- ❑ 1850 letters from the CSP sent to students living in an L39 postcode area.





## Results

- ❑ 6 complaints regarding noise from properties were received. All received visits (12 in 2017).
- ❑ 212 refuse posters and 167 noise given out.
- ❑ 451 students spoken to in 215 property visits.
- ❑ 5 Student related ASB complaints to the Police (10 in 2017)
- ❑ Good feedback

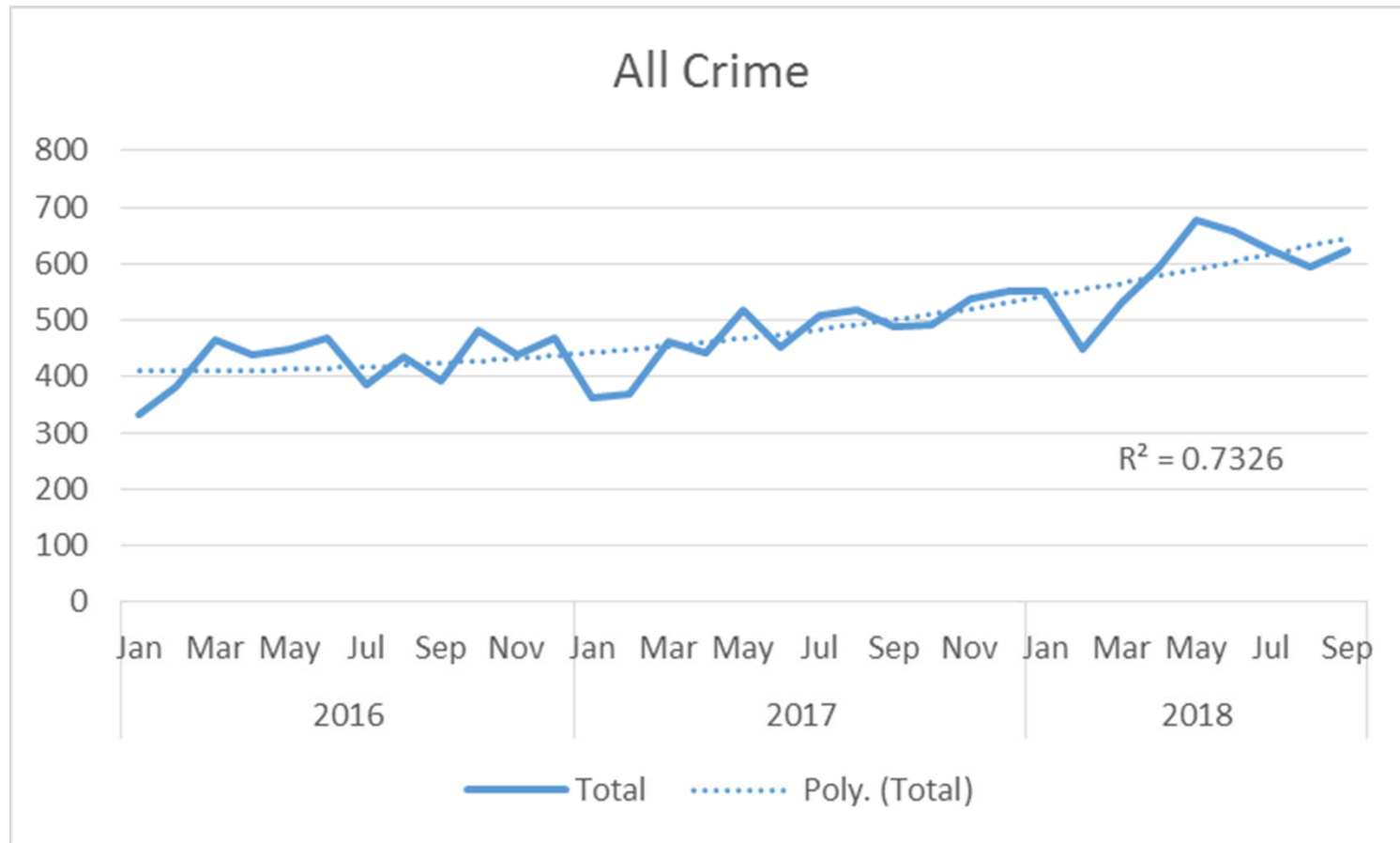


# Community Trigger

- St Helens Road
- Review
- Outcome



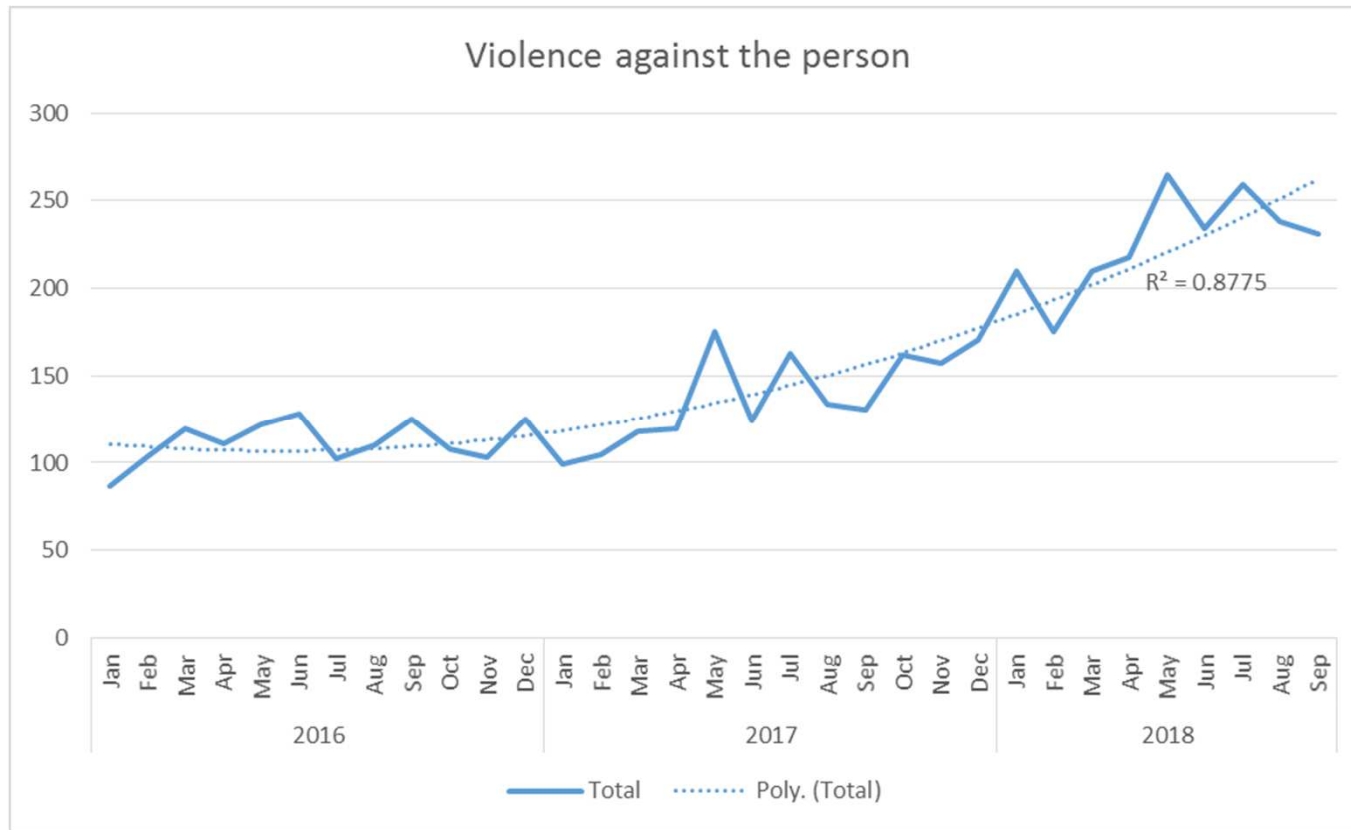
# All Crime WLCSP Area



- The graph shows the trend for 'All Crime' since January 2016 as an upward one



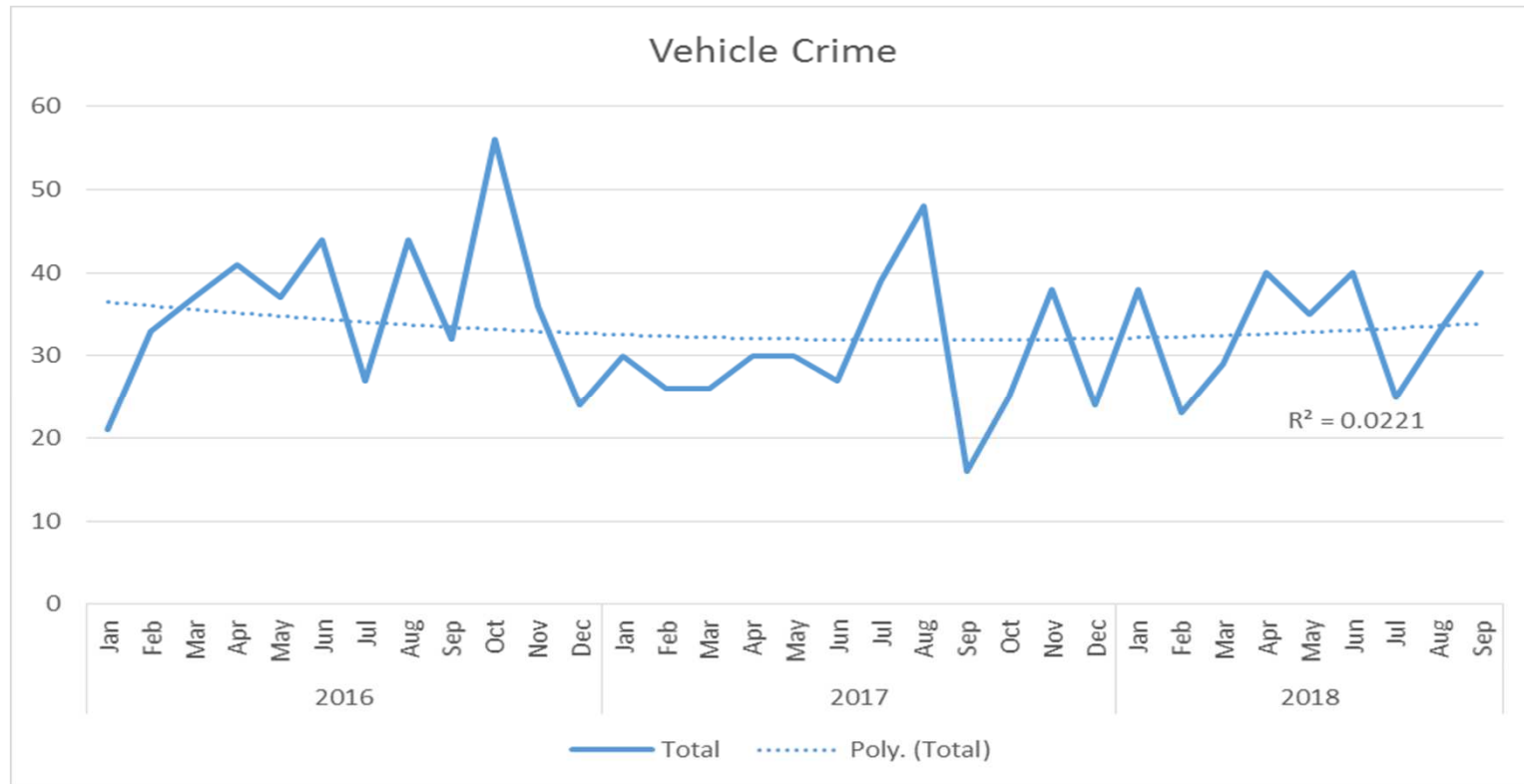
# WLCSP Area



- Compared to the same quarter last year assault without injury increased by 81% (+103) whilst assault with injury increased by 10% (+20).
- There were 17 wounding offences within the quarter compared to 15 in quarter 2 2017/18.



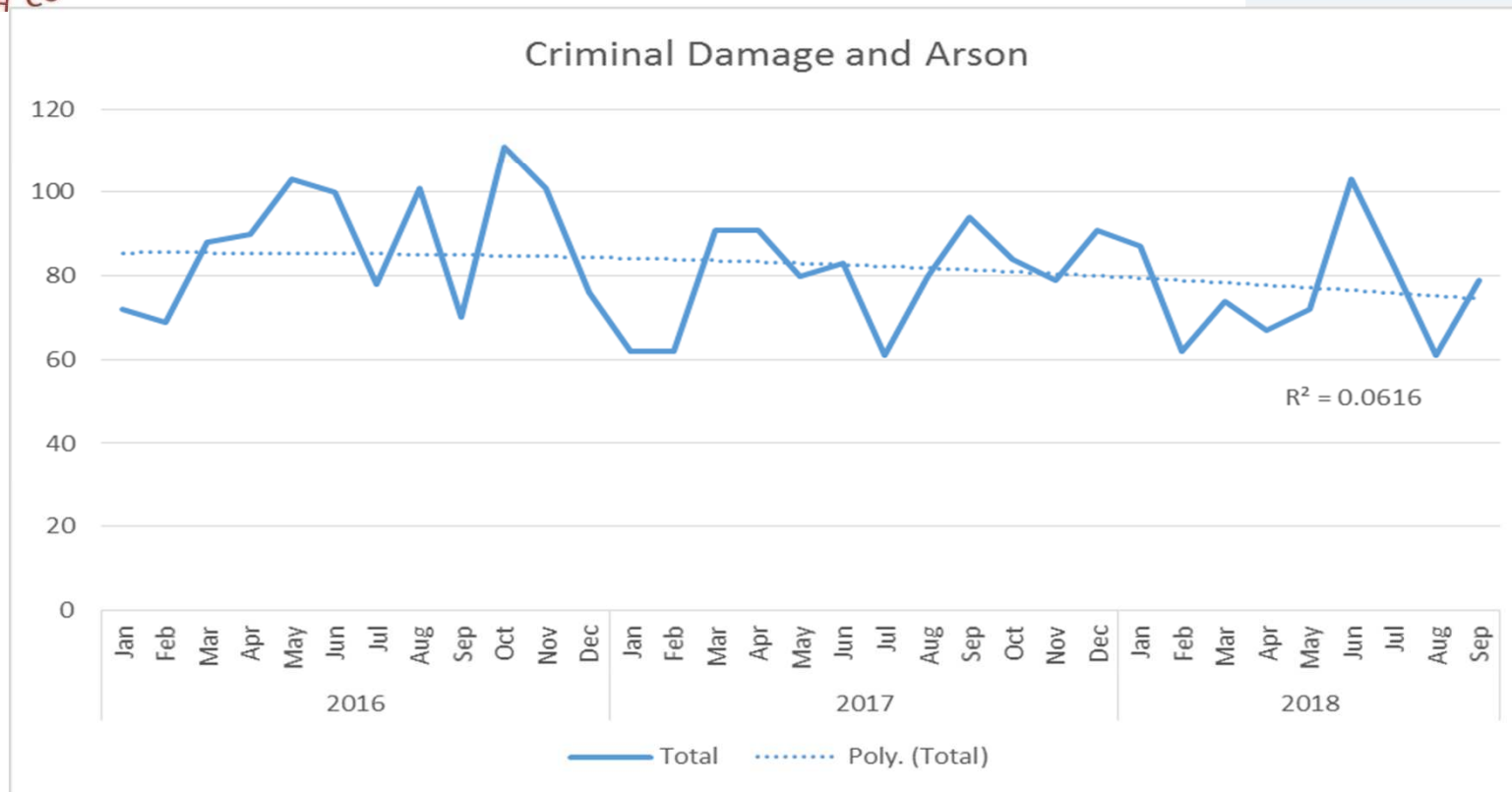
# WLCSP Area



- The number of vehicle crimes in August and September was above average (33), the trend is stable but not significant.
- Compared to the same quarter last year there was a 5% (-5) decrease.
- The increase in number of vehicles stolen in Quarter 1 (44) continues into Quarter 2 (41), nearly half of vehicles taken were motorcycles or mopeds.



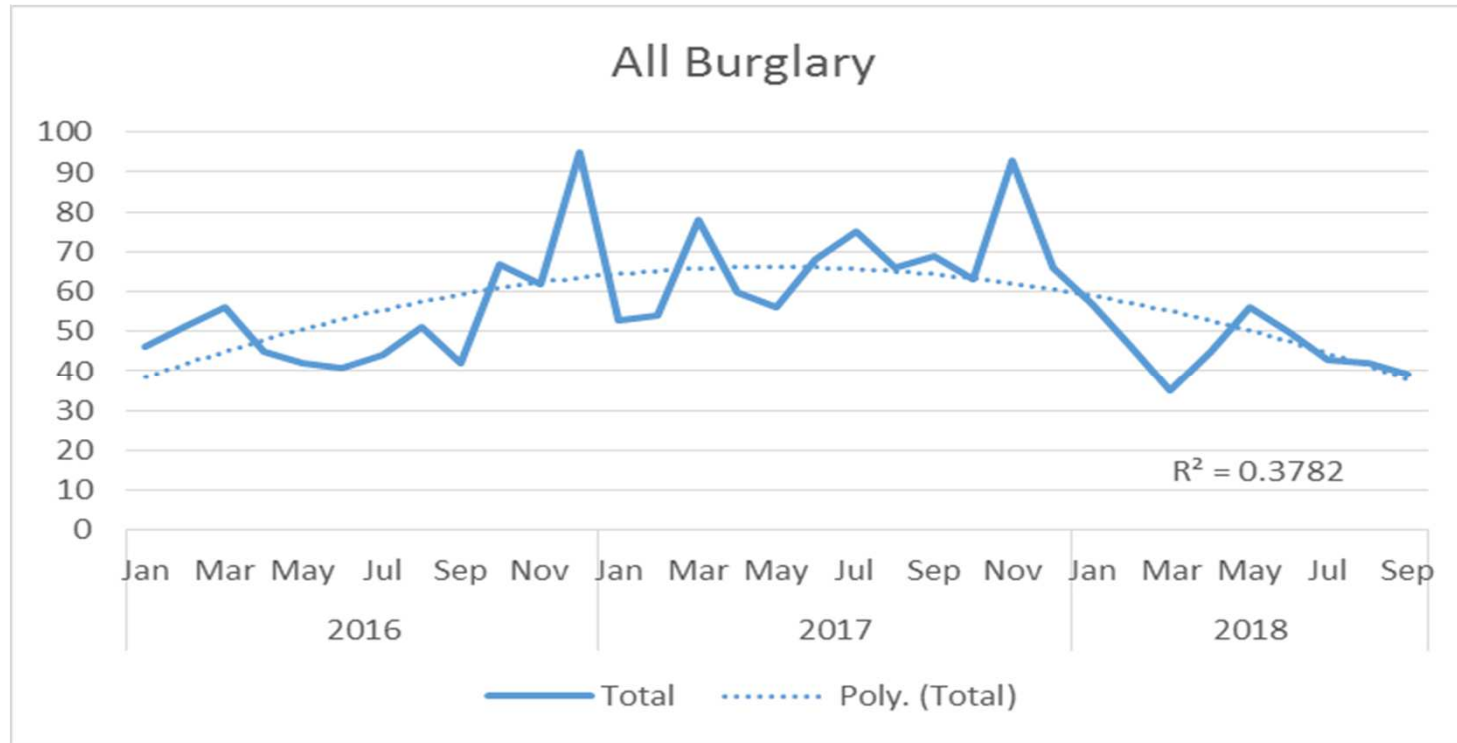
# WLCSP Area



- Criminal Damage and Arson together remains stable.
- Compared to the same quarter last year there was a decrease of 5% (-13).
- Arson remains low in numbers.



# WLCSP Area



- The current trend is downwards (of weak significance) .
- Compared to the same period last year Residential Burglary has decreased by 47% (-78) and business and community burglary has increased by 7% (-3)



Innovative projects targeting our priorities and those of the Police and Crime Commissioner.

Council resource – 1.3 members of staff





**Any Questions?**